

WOODYARD SAFE UNLOADING PROCEDURES

an FRA Southwide Safety Committee Logging Safety Brochure

Note: Recommendations are not to be construed as a substitute for compliance with applicable federal and state laws.

The purpose of woodyard unloading procedures is to help maintain a safe workplace free of injuries. Following these procedures will help keep truck drivers safe during unloading.


Before leaving the log deck with a load of roundwood, ensure that all logs are within the standards, and bind load securely. (Woodyards should not unload trailers with logs placed above the standards.)

Check the load before entering a public road, and tighten binders.

When arriving at the woodyard, do not remove binders before entering the unloading area.

When entering the woodyard, operate your vehicle at or below the posted speed limit. If no speed limit is posted, then 10 mph or less is a good rule of thumb.

Obey all signs and rules posted at the woodyard.



After being weighed or checked in, follow the designated route to the unloading area, and watch out for other vehicle traffic and ground personnel while maneuvering into position for unloading.


Do not enter the unloading area until all traffic has cleared the area.

When out of the truck cab, always wear required personal protective equipment.


Recommended:



If an unbinding station is provided, slowly pull into the unbinding station. Ensure the arms of the unbinding station are fully engaged to protect the driver from falling logs while removing binders.



If an unbinding station is not provided, do not loosen binders without support of an unloading machine (clamped over the load) unless the logs are clearly below the bolsters and supported by at least two standards.



Before removing binders, ensure that the load is within the standards and logs cannot fall when binders are removed.

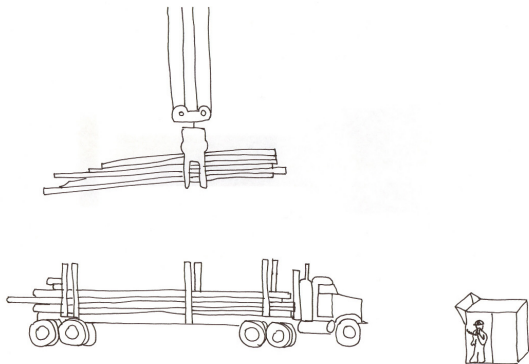
If the load has shifted and a log could fall, seek help from woodyard personnel to safely secure the load before removing binders.

Chain binders that encircle the load should always be pulled from the bottom to ensure the driver's safety.


Always look up to check the load as the binder is removed, and move away from the load.

Move to the unloading area. Park truck in the designated unloading area, turn off engine, and set parking brake before exiting the truck.

Move to and remain in the designated driver waiting area until the last of the load has been removed and is out of the way. Follow all instructions of the unloading machine operator.



If no driver safety shelter is provided, then the driver should remain in full view of the loader operator while the truck is being unloaded.



After unloading, proceed slowly to the scales or checkout area, staying at or below the posted speed limit. Prior to re-entering the public road, clean all loose debris off the trailer.



Southwide Safety Committee
Forest Resources Association Inc.
1901 Pennsylvania Ave. NW, Suite 303, Washington, DC 20006
202-296-2927

www.forestresources.org

www.loggingsafety.com